

A-dec® 400

Chair and Options

a dec®

Contemporary luxury and proven reliability, together in one.

The A-dec[®] 400 chair marries form and function to benefit both you and your patients—with a distinctive design, optimal patient comfort, and uninhibited dental team access.

Thoughtfully designed and engineered with legendary attention to detail, the A-dec 400 chair delivers reliable performance you can depend on. Day after day. Year after year.





Pure comfort

Bring more relaxation to the treatment room.

Patient comfort is essential to reducing anxiety. The A-dec 400 chair helps put your patients at ease, with pressure-mapped surfaces for support and smooth, quiet positioning for peace of mind.

VIRTUAL PIVOT

Synchronises movement of the chair with the patient's anatomy and movements.

TWO-POSITION ARMRESTS

Provide comfortable arm and elbow support with a robust, weight-bearing design for easy entry and exit.

TOEBOARD TILT DESIGN

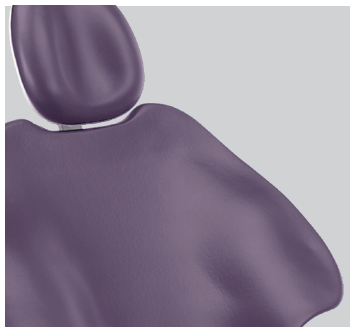
Supports the patient's lower legs to create a gentle cradling effect.

DUAL-ARTICULATING GLIDING HEADREST

Adjusts easily for optimal patient positioning.

RICH UPHOLSTERY

Includes sleek formed and luxurious sewn styles, in a wide range of designer colours.









Healthy positioning

Long-lasting comfort with less pain and fatigue.

The key to daily productivity—and a long career—is being comfortable while you work. The A-dec 400 chair is designed to keep your movements fluid and your posture in healthy alignment. See why the smart ergonomics of the A-dec 400 are a smart investment in yourself.

ULTRA-THIN BACKREST

The slim, flexible profile allows you to tuck your knees under the chair and work in a healthy, natural position: legs under the patient, elbows at your side.

LOW BASE-DOWN POINT

Whatever your height, the A-dec 400 chair adjusts for perfect positioning. Roll in close to the patient, and enjoy excellent access to the oral cavity.

MINIMAL DISTRACTIONS

A-dec delivery systems position handpieces and ancillaries right at your fingertips—eliminating unnecessary motion to help you stay focused.

Thoughtful design

Little details make a big difference.

Every A-dec product is designed to help you work more easily and efficiently, while supporting a safe practice. We control even the smallest details of the manufacturing process, to ensure years of hassle-free reliability and consistent performance—so you can always practise with confidence.

BUILT-IN INFECTION CONTROL

At the heart of the delivery system is a control block designed for patient health and trouble-free performance. Water circulates every time you activate a handpiece, minimising trapped, stagnant water.

SELF-CONTAINED WATERLINE MAINTENANCE

A-dec tubing is made with AlphaSan® to protect against odour, foul taste, and deterioration. The 2-litre bottle's internal pickup tube and quick-disconnect fitting make removal and replacement easy, while reducing the chance of cross-contamination.

VERSATILE POSITIONING

Our Radius® configuration accommodates both left- and right-handed doctors, with deliveries and support modules that rotate quickly and easily around the chair. Delivery systems can mount from the front of the chair, from the side or rear cabinetry, or from the wall.





Perfectly partnered

Add the A-dec 300 Pro delivery to futureproof your practice.

Accessible, flexible, and evolved, the A-dec 300 Pro delivery partners seamlessly with your A-dec 400 chair. Enjoy powerful performance today with the freedom to upgrade in the future through the A-dec+ updatable software platform. As technology evolves, you'll have the digital foundation to seamlessly add more capabilities, integrate new tools, and manage increased demands.

OPEN PLATFORM

Easy to configure and customise now, and upgrade in the future as your practice needs grow.

PIVOTING CONTROL HEAD

Reduces hand strain and fatigue as you practise.

PUSH-BUTTON FLEXARM BRAKE

Conveniently lock-in the delivery system position at the desired height.

RESPONSIVE CONTROL

The intuitive DS5 touchscreen shows just what you need to know in the moment, for streamlined control of your handpieces, integrated accessories, chair, and dental light.

CUSTOMISED AND SYNCED

With multi-user settings, every clinician can save their preferences. Just enter the presets once, and they automatically move with you across operatories—and even across practices.

See how your equipment can grow with you:
a-dec.com/a-dec-plus

A-dec Pro availability varies by market;
contact your A-dec Territory Manager.



A-dec 400 Options

DELIVERY SYSTEMS

Choose from seven ergonomic delivery options for your handpieces and accessories, including: 300 legacy and 300 Pro Radius® mount; support centre mount; side or rear mount.

DENTAL LIGHTS

A-dec 300 and 500 LED dental lights offer balanced intensity and a uniform light pattern without unwanted shadows. Touchless on/off sensor combines with control pad and auto on-off chair presets for multiple light-activation options. Both feature a touchless on/off sensor combined with control pad and auto on/off chair presets for multiple light activation options. The 500 LED also offers cure safe mode.

CHAIR-MOUNTED ASSISTANT'S INSTRUMENTATION

Radius design, available in short-arm and long-arm styles with integrated control pad. Choice of single 3- or 4-position holder, or dual 2-position holder.

MONITOR MOUNT


Dual pivot arm includes pre-routed HDMI and power cables. Radius and support-side monitor mount swivels 430° and pivots up to 85° to accommodate viewing from the seated and supine positions.

CUSPIDOR


Made of stain-resistant vitreous china. Rotates ±90° for better patient access. The timed cup fill and bowl rinse functions are programmable on the control pad.



FORMED COLOURS




sky blue



indigo



sapphire



amethyst




lemongrass



hazelnut



driftwood



tawny



carbon




black


SEWN COLOURS




sky



riviera




st. john




pacific



bayou



diplomat blue




cyan



parrot




arugula



poseidon



lapis



plum




sassy




apricot



fuchsia



vivid punch



red



curry



almond




chamois



pecan



papyrus




sable




cave




arctic




timberwolf



granite



charcoal



schooner



ebony



Order samples and get your hands on the latest colours.
Actual colours may vary. Visit a-dec.com/color

A-DEC 411 DENTAL CHAIR


Range of lift height	13.75" to 31.5" (349mm to 800mm); Low point 14.75" (375mm) with dual mounting
Thin flexible backrest	1.25" (32mm)
Chair swivel	60° (30° each side of centre)
Left/right convertible	Yes
Headrest	Dual-articulating and gliding
Power supply	Integrated 300-watt
Chair control	Control pad or foot switch
Drive system	Hybrid drive (electromechanical tilt, hydraulic base)
Upholstery options	Sewn or formed

DELIVERY SYSTEMS

	A-DEC 300 PRO CONTINENTAL®	A-DEC 300 PRO TRADITIONAL	A-DEC 300 12 O'CLOCK DUO
Control block	Standard 3-position Standard 4-position w/CP5i & DS5 Optional 4-position w/CP5	Standard 3-position Standard 4-position w/CP5i & DS5 Optional 4-position w/CP5	Standard 3-position, Standard 4-position w/CP5i & DS5 Optional 4-position w/CP5
Left/right conversion	Yes, when Radius mounted	Yes, when Radius mounted	Yes
Holder positions	Up to 5	5	5
Brake handle(s)	1 standard, 2nd optional	1 standard, 2nd optional	N/A
User interface options	CP5 or CP5i or DS5	CP5 or CP5i or DS5	CP5 or CP5i or DS5
Quad-voltage intraoral light source	Optional w/CP5 or CP5i Standard w/DS5	Optional w/CP5 or CP5i Standard w/DS5	Optional w/CP5 or CP5i Standard w/DS5
Foot control	Standard disc with wet/dry Optional chip blower or lever style w/CP5 Standard chip blower or lever style w/CP5i & DS5	Standard disc with wet/dry Optional chip blower or lever style w/CP5 Standard chip blower or lever style w/CP5i & DS5	Standard disc with wet/dry Optional chip blower or lever style w/CP5 Standard chip blower or lever style w/CP5i & DS5
Arm system	Balanced flexarm with air brake A-dec 333pro - Radius mount A-dec 335pro - Support mount	Balanced flexarm with air brake A-dec 332pro - Radius mount A-dec 334pro - Support mount Manual height adjustment A-dec 336pro - Radius mount Balanced flexarm without air brake A-dec 342pro - Side mount	Independent manual height adjustment for doctor's controls and assistant's worksurface
Integrated saliva ejector	N/A	Optional on A-dec 336pro	N/A

Reliable Creative Solutions

FOR DENTAL PROFESSIONALS WORLDWIDE



MORE THAN A WARRANTY. IT'S A COMMITMENT.

At A-dec, our focus is on making dentistry better—which includes superior customer service along with superior dental products.

Your A-dec operatory equipment is backed by a ten-year warranty, and a lifetime of customer support. We'll be here today, tomorrow, and well into the future. That's our commitment to you.

For complete details, including exclusions, visit: a-dec.com/legal/warranty

Any colours and products shown may vary and are subject to change without notice. Contact your authorized A-dec dealer for the most current product information. All trademarks in this document are subject to the trademark rights of A-dec, its affiliates, and their collective suppliers in the United States and foreign countries.

©2026 A-dec Inc. All rights reserved. 85.0393.25/1M/5-26/Rev F

A-dec Headquarters
2601 Crestview Drive
Newberg, Oregon 97132 USA
P: 1.800.547.1883 within USA/CAN
P: +1.503.538.7478 outside USA/CAN
a-dec.com

A-dec Australia
P: 1.800.225.010 within AUS
P: +61.(0)2.8332.4000 outside AUS

A-dec United Kingdom
P: 0800.233285 within UK
P: +44.(0).24.7635.0901 outside UK

