

Stools

Performer eVo™ Stools



Performer eVo™ Stools

Your dental stool can have a direct impact on how your back feels at the end of your working day. Performer eVo stools are designed to support your every move—hour after hour, patient after patient.

An anatomically shaped backrest helps maintain the natural curve of your back, moving in sync with the seat for maximum comfort. The ergonomic tilt helps reduce disc pressure and muscle strain. Rolled seat edges distribute weight toward your feet, encouraging blood flow and proper circulation. And easy-to-reach levers make adjustments simple, even from the seated position.

Because the better you feel, the better you can care for your patients.

**Performer eVo
doctor's stool**



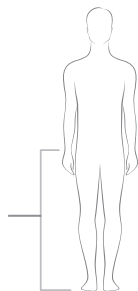
**Performer eVo
assistant's stool**



How to find the right stool height

To choose the right doctor's stool height, measure from hips to the feet.


Above 813 mm - Choose tall cylinder
Under 813 mm - Choose short cylinder



Upholstery Colour Options




hazelnut



driftwood



black



sky blue



indigo

Specifications

Performer eVo Doctor's Stool - 321


Height	Tall cylinder: seat armature height range 498 mm to 635 mm (19.6" to 25.00") for customers with hip height above 813 mm (32") Short cylinder: seat armature height range 414 mm to 511 mm (16.3" to 20.1") for customers with hip height below 813 mm (32")
Motion modes	Seat and back lock in place Seat and back with synchro free movement
Seat adjustments	Seat tilt, backrest height and tilt
Casters	Solid surface casters

Performer eVo Assistant's Stool - 322

Height	Unidirectional seat armature height range 572 mm to 757 mm (22.5" to 29.8")
Foot ring	Height adjustable foot ring
Torso support	Height adjustable, pivot adjustable, upholstered top surface
Casters	Solid surface casters

Reliable Creative Solutions

FOR DENTAL PROFESSIONALS WORLDWIDE



MORE THAN A WARRANTY. IT'S A COMMITMENT.

At A-dec, our focus is on making dentistry better—which includes superior customer service along with superior dental products. Your A-dec operatory equipment is backed by a ten-year warranty, and a lifetime of customer support. We'll be here today, tomorrow, and well into the future. That's our commitment to you.

For complete details, including exclusions, visit: a-dec.com/legal/warranty

Any colour and products shown may vary and are subject to change without notice. Contact your authorised A-dec dealer for the most current product information. All trademarks in this document are subject to the trademark rights of A-dec, its affiliates, and their collective suppliers in the United States and foreign countries.

©2026 A-dec Inc. All rights reserved. 85.1095.25/BB/2.65M/3-26/Rev B

A-dec Headquarters

2601 Crestview Drive
Newberg, Oregon 97132 USA

P: 1.800.547.1883 within USA/CAN

P: +1.503.538.7478 outside USA/CAN

a-dec.com

Other Locations

A-dec Nashville Experience Center

A-dec Australia

A-dec United Kingdom

